

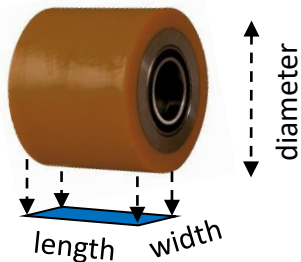
Skate:

A80/B80

WEIGHT DISTRIBUTION ON FLOOR

For machine skate models A80 (JL 80H) and B80 (JFB 80H)

Wheel Footprint



Wheel size

- ▶ length: 6.7" | 170mm
- ▶ diameter: 7.9" | 200mm

Wheel contact surface with floor

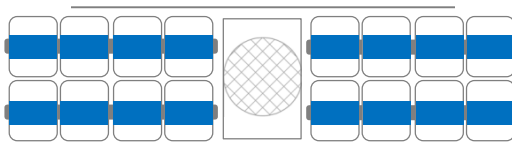
- ▶ width: 1.58" | 40mm
- ▶ length: 6.70" | 170mm

Footprint per wheel:

- ▶ **10.59 in²** | 68cm²

Skate Footprint

Skate Model
A80



Footprint per skate: ▶ **169.44 in²**

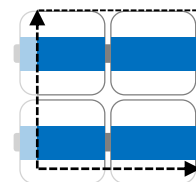
Skate Model
B80



Footprint per skate: ▶ **169.44 in²**

Footprint per ft²

Maximum footprint
within any 1 ft² area



**1 ft²
area**

Footprint
per ft²:

- ▶ **37.91 in²**

Variations in Footprint:

With increasing weight, the elastic JUWathan wheel material spreads out and increases the contact area with the floor. The enlarged footprint divides the weight over a larger area so that the pressure onto the floor is drastically reduced. The footprint above is measured at maximum load capacity. Ⓢ The size of the actual footprint and in turn the actual psi may vary based on actual load weight, temperature, load bearing duration, etc.. Therefore the data provided is an estimate to be used as a general guideline only.

Pressure per in² for concerns about indenting soft floor

$$\text{Pressure (psi)} = \frac{\text{Load weight (lbs) per skate}}{\text{Footprint (in}^2\text{) per skate}}$$

Pressure per in² at maximum load capacity ▶ **1039 psi**

Pressure per ft² for concerns about breaking through supported floor

$$\text{Pressure (psf)} = \frac{\text{Load weight (lbs) per skate} \times \text{Footprint (in}^2\text{) per ft}^2}{\text{Footprint (in}^2\text{) per skate}}$$

Pressure per one ft² at maximum capacity ▶ **39,378 psf**



MADE IN GERMANY • By JUNG