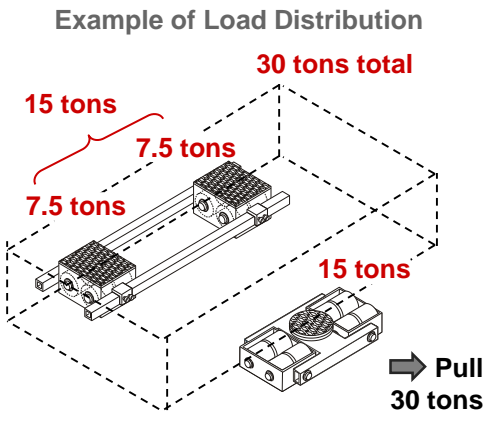


AIR POWERED MACHINE SKATES

with non floor damaging wheels


Load Capacity:

**15 tons each -or-
30 tons combined**




3-point skate systems do not slip during pulling & tugging actions

» Each Model Sold Separately
Mix & Match as Needed! «



Model AP15
Powered Steerable Front



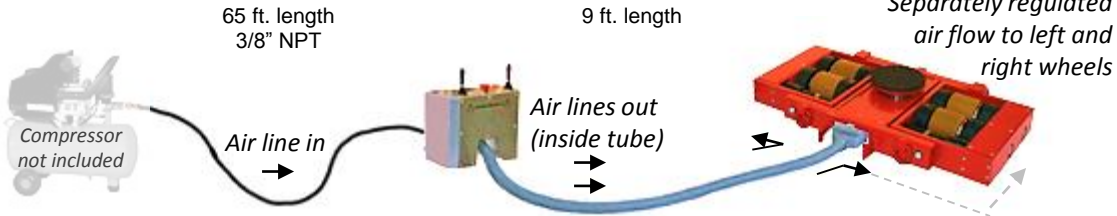
Model B15
Adjustable-Width Rear

Included	One air powered steerable skate, control box and 65 ft air hose.	One straight-line 2-part skate (not powered) and connecting bars.
Load Capacity Each	15 tons • 30,000 lbs	15 tons • 30,000 lbs
Load Capacity Combined AP15 + B15	30 tons • 60,000 lbs	
Air Powered Pulling Capacity	30 tons • 60,000 lbs	none
Height (from floor to top of load pad)	7.1"	7.1"
Minimum Air Pressure Required / Air Consumption	116 psi / 53 SCFM	n/a
Maximum Speed at Full Load	14 feet per minute	n/a
Dimensions (width x length)	39.4" x 25.6" without hose attachment	18.1" x 8.1" each skate part without bars
Load Wheel dimensions (Ø x width)	5.5" x 2.3"	5.5" x 2.3"
Supporting Surface (each with anti-slip load pad)	Ø 8.5"	8.6" x 4.7"
Length of Connecting Bar	n/a	60.6"
Weight	385 lbs	181 lbs
Manufacturer • MPN	JUNG • JLA-p 15/30 G	JUNG • JFB 15 G

JUWathan® & JUWamid wheels



Non floor damaging
Non floor marking



Use air compressor or shop air to supply air pressure. The control box (quick dis/connects at skate) regulates the amount of air flowing to the left and right wheels whereby providing Forward /Reverse/Stop, Speed, Left/Right maneuverability.