

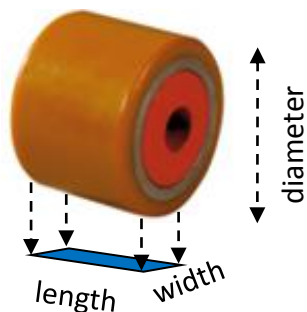
Skate:

A3/B3

WEIGHT DISTRIBUTION ON FLOOR

For machine skate models A3 (JLB 3K) and B3 (JFB 3K)

Wheel Footprint



Wheel size

- ▶ length: 3.3" | 85mm
- ▶ diameter: 3.3" | 85mm

Wheel contact surface with floor

- ▶ width: 0.79" | 20mm
- ▶ length: 3.35" | 85mm

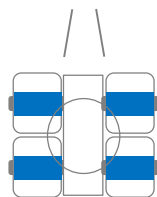
Footprint per wheel:

- ▶ **2.65 in²** | 17.0cm²

Skate Footprint

Skate Model

A3



Footprint per skate: ▶ **10.60 in²**

Skate Model

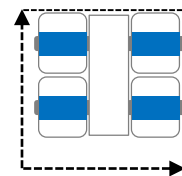
B3



Footprint per skate: ▶ **10.60 in²**

Footprint per ft²

Maximum footprint within any 1 ft² area



1 ft² area

Footprint per ft²:

- ▶ **10.60 in²**

Variations in Footprint:

With increasing weight, the elastic JUWATHAN wheel material spreads out and increases the contact area with the floor. The enlarged footprint divides the weight over a larger area so that the pressure onto the floor is drastically reduced. The footprint above is measured at maximum load capacity. Ⓢ The size of the actual footprint and in turn the actual psi may vary based on actual load weight, temperature, load bearing duration, etc.. Therefore the data provided is an estimate to be used as a general guideline only.

Pressure per in² for concerns about indenting soft floor

$$\text{Pressure (psi)} = \frac{\text{Load weight (lbs) per skate}}{\text{Footprint (in}^2\text{) per skate}}$$

Pressure per in² at maximum load capacity ▶ **623 psi**

Pressure per ft² for concerns about breaking through supported floor

$$\text{Pressure (psf)} = \frac{\text{Load weight (lbs) per skate} \times \text{Footprint (in}^2\text{) per ft}^2}{\text{Footprint (in}^2\text{) per skate}}$$

Pressure per one ft² at maximum capacity ▶ **6,600 psf**



MADE IN GERMANY • By JUNG