

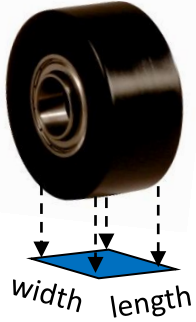
Dolly:

R4

WEIGHT DISTRIBUTION ON FLOOR

For rotating dolly model R4 (JKB 4K)

Wheel Footprint



Wheel size

Length: 1.7" | 43mm
Diameter: 3.3" | 85mm

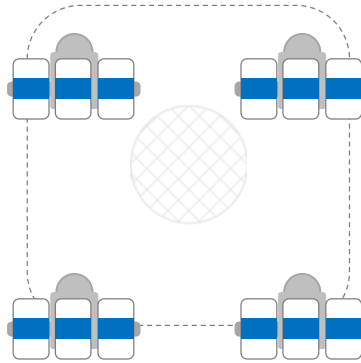
Wheel contact surface with floor

Width: 0.18" | 4.5mm
Length: 1.70" | 43mm

Footprint per wheel:

▶ **0.31 in²** | 1.94cm²

Dolly Footprint

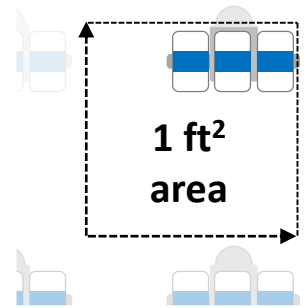


Footprint per dolly:

▶ **3.72 in²** | 23.28cm²

Footprint per ft²

Maximum footprint within any 1 ft² area



Footprint per ft²:

▶ **0.93 in²** | 5.82cm²

Characteristics of wheel material in relation to footprint:

The JUWamid wheel material is formulated to easily turn in place and to provide a high degree of maneuverability at a low rolling resistance.

The harder wheels are therefore designed to produce a minimal footprint to reduce the "rubber"-effect during turns.

If a larger footprint is desired, please consider using JUNG machine skates with elastic JUWathan+ wheels.

Pressure per in² for concerns about indenting soft floor

$$\text{Pressure (psi)} = \frac{\text{Load weight (lbs) per dolly}}{\text{Footprint (in}^2\text{) per dolly}}$$

Pressure per in² at maximum load capacity ▶ **2,366 psi**

Pressure per ft² for concerns about breaking through supported floor

$$\text{Pressure (psf)} = \frac{\text{Load weight (lbs) per dolly} \times \text{Footprint (in}^2\text{) per ft}^2}{\text{Footprint (in}^2\text{) per dolly}}$$

Pressure per one ft² at maximum capacity ▶ **2,200 psf**

ⓘ The size of the actual footprint and in turn the actual floor pressure is influenced by various factors such as temperature and load bearing duration. Therefore the data provided is an estimate to be used as a general guideline only.



MADE IN GERMANY • By JUNG